

# Panduan Untuk Mencari Invois / Persanan Nombor Anda

## Guide to Find Your Receipt / Order Number

- Shopee (Page 1)
- Lazada (Page 2)
- Vindamall (Page 3)
- Pasaraya (Page 4)

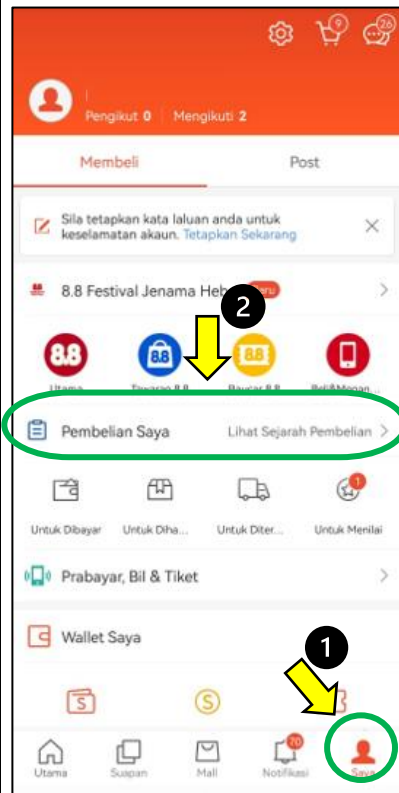


1.

### LANGKAH 1 / STEP 1

Klik **"Saya"**. Kemudian, klik **"Pembelian Saya"**.

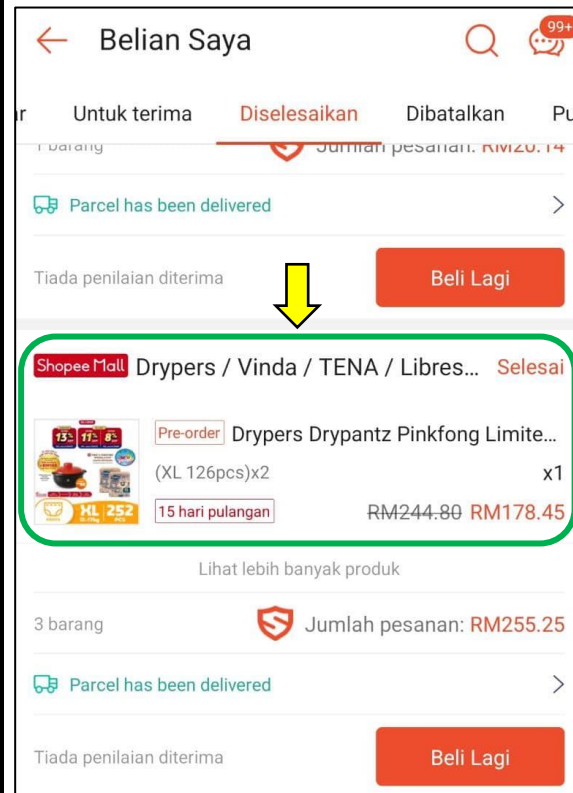
Click **"Me"** and then, select **"My Purchases"**.



### LANGKAH 2 / STEP 2

Pilih pesanan anda.

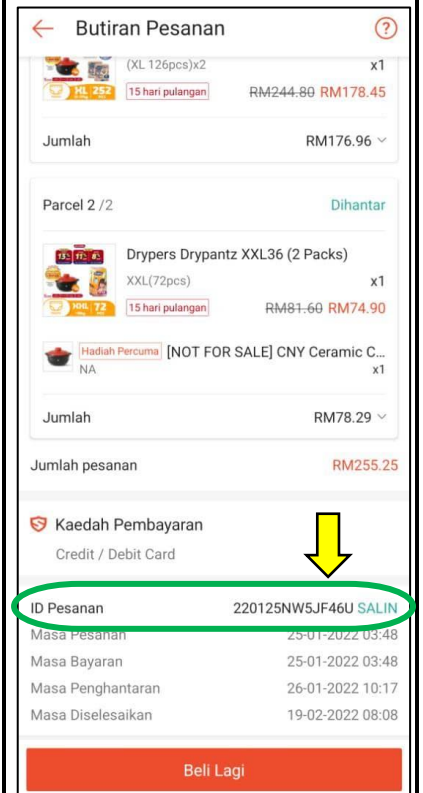
Select your order.



### LANGKAH 3 / STEP 3

Tatal ke bawah untuk mencari **ID Persanan** anda.

Scroll down to find your **Order ID**.





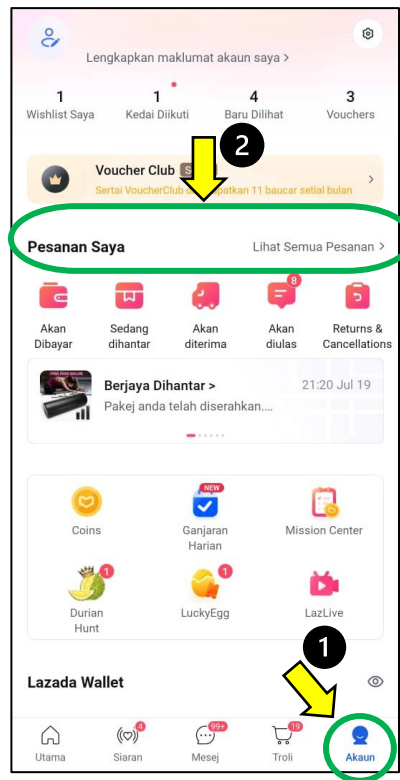
# Lazada

2.

## LANGKAH 1 / STEP 1

Klik “Akaun”. Kemudian, klik “Pesanan Saya”.

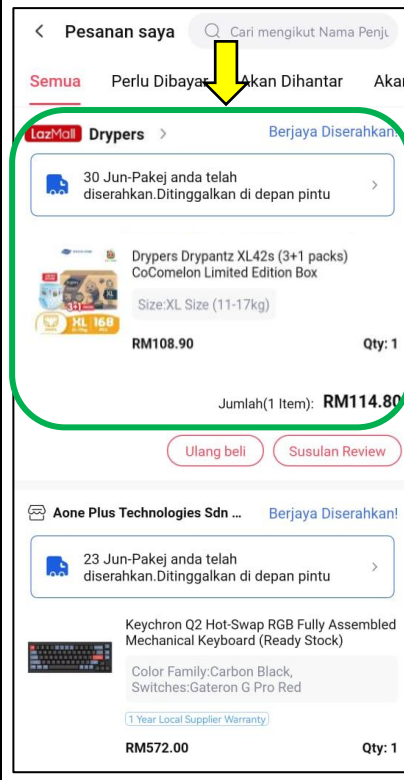
Click “Me” and then, select “My Purchases”.



## LANGKAH 2 / STEP 2

Pilih pesanan anda.

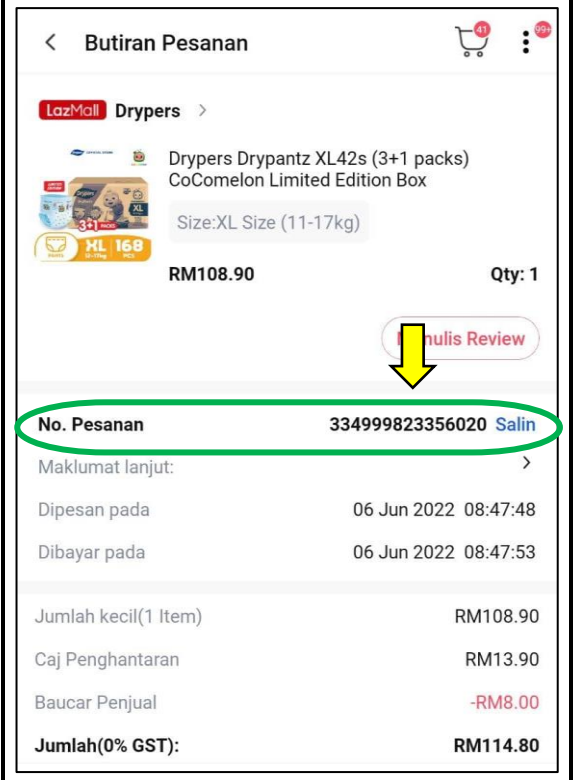
Select your order.



## LANGKAH 3 / STEP 3

Tatal ke bawah untuk mencari **No. Pesanan** anda.

Scroll down to find your **Order No.**



### 3. *Vindamall*

#### LANGKAH 1 / STEP 1

Klik ikon yang ditunjukkan.

Click on the icon shown.

#### LANGKAH 2 / STEP 2

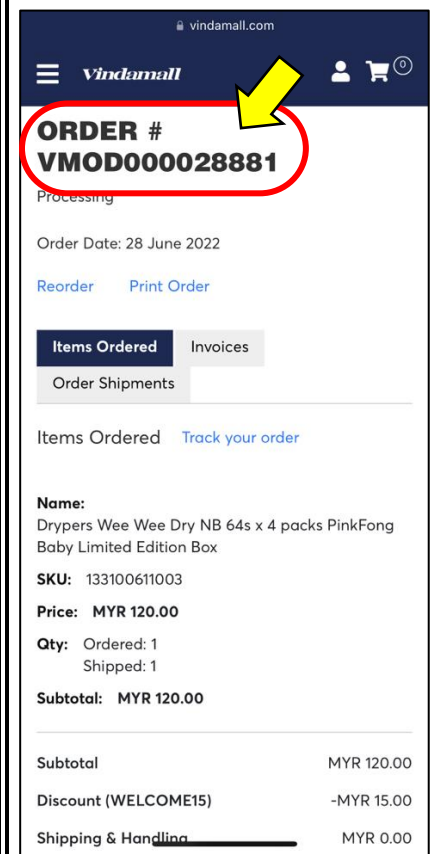
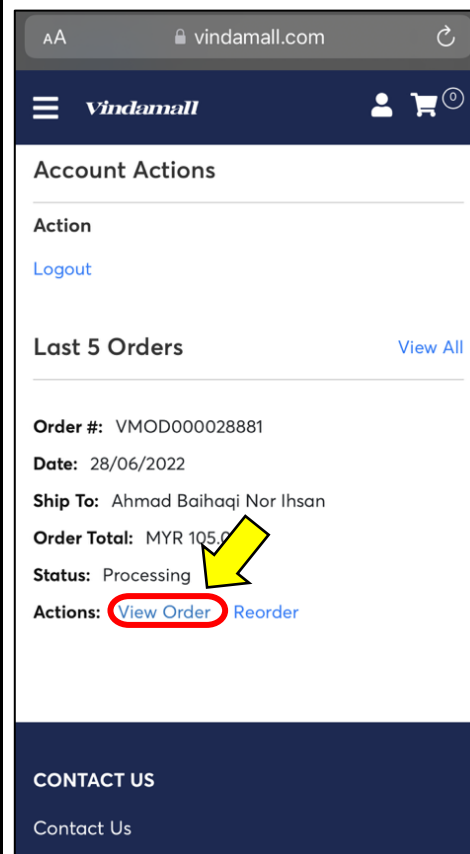
Tatal ke bawah dan klik “**View Order**”.

Scroll to the bottom and select “**View Order**”.

#### LANGKAH 3 / STEP 3

Dapatkan **Order #** anda di sini. Screenshot mesti menunjuki pesanan nombor, produk pembelian dan jumlah pembelian anda.

Refer to your **Order #** as shown. Screenshot the following showing your Order #, items ordered and total spent.



4. Contoh Resit Pasaraya / Example of Store Receipt

MANJAKU BABY CENTRE (WANGSA MAJU) S/B 201101000786 (928920-  
U) S. PERMAISURI  
NO 41, 43 & 45, JALAN DWITASIK,  
DATARAN DWITASIK, BANDAR SRI PERMAISURI  
56000 CHERAS KUALA LUMPUR  
TEL: 03-95553109

Invoice No : [redacted] 1 0

[redacted] 52  
20/07/2022 14:41:07

DRYPERS DRYPANTZ MEGA M58S		
9557327003470 UNT	1x40.80	40.80
02 31.90		-8.90

**SAMPEL**

Item 3	SubTotal	71.94
Qty 4	Spec. Disc	0.00
Saving 11.66	Rounding	0.01
	<b>Total</b>	71.95
		71.95
	Change	0.00